

 **DRESSTA**

# TD-16N

**THE BENCHMARK FOR VISIBILITY**

**ENGINE:** Cummins B6.7 EPA Tier 4 final/EU Stage V


**POWER:** 143 kW / 192 hp @ 2200 rpm

**OPERATING WEIGHT:** TD-16N LT: 18,560 kg  
TD-16N LGP: 19,010 kg

**BLADE CAPACITY:** TD-16N LT: 4.0 m<sup>3</sup> (5.2 yd<sup>3</sup>)  
TD-16N LGP: 4.4 m<sup>3</sup> (5.8 yd<sup>3</sup>)



reddot award  
winner



# THE ALL NEW TD-16N


## RED DOT AWARD WINNING DESIGN

With the TD-16N we set out to create the very best dozer for operators. A dozer that would rewrite the rule book and be the benchmark for visibility, safety and operational performance. Immediately honoured with a world-renowned Red Dot Design Award, we have delivered a revolutionary machine. Nothing looks like it, performs like it, or offers greater visibility and safety for the operator.

Welcome to completely new operator experience – welcome to the New TD-16N.



reddot award  
winner



**WE SET OUT TO CREATE THE BENCHMARK FOR VISIBILITY, I THINK WE'VE ACHIEVED THAT.**



**Gary Major**  
Executive Director of Industrial Design



**SCAN THE QR CODE TO FIND  
OUT MORE ABOUT OUR  
AWARD WINNING DESIGN**





**DESIGN**



**POWER**



**VISIBILITY**



**ENDURANCE**



# WE'VE CREATED A REVOLUTION IN THE OPERATOR EXPERIENCE

For Dressta, the operator experience is everything. When we design a machine, we start with the operator and **design** everything around them. When the operator can see more, they can do more in safety. That's why Dressta machines are the benchmark for **visibility** of the blade, ripper, tracks, and jobsite.

We use our engineering capability to deliver the maximum pushing **power** with machines that just keep on working. In our tough applications **endurance** is the key and we have machines that are still working and earning with 30 years tough service in the field. That's Dressta design and endurance in action.

“ **THE OPERATOR EXPERIENCE IS EVERYTHING, AWESOME POWER, SUPERIOR VISIBILITY AND ENDURANCE ARE ACHIEVED NOT BY ACCIDENT BUT BY DESIGN** ”

**Bartosz Kozik**  
Global Dressta Sales Director



# A REVOLUTIONARY DESIGN

## ULTRA QUIET CAB

With low noise and low vibrations, we've created the perfect operating environment

1.

## WORK YOUR WAY

Chose from three selectable drive and attachment modes

2.

## 10" LCD DISPLAY

Gives the operator the real-time machine data

3.

## UNDERCARRIAGE FLEXIBILITY

Interchangeable Track shoes from 560 mm (22 in) LT UC for Harder ground applications to 762 mm (30 in) LGP UC for much better stability on soft ground works.

4.

## ENGINEERED TO PERFORM

New VPAT (Variable Pitch Angle Tilt) blade is designed to move maximum material with minimum effort

5.

## SERIOUS PUSHING POWER

With 143 kW (192 hp) and 881 Nm torque, fuel efficient Cummins engine delivers an 305 kN drawbar pull

6.





**“DAILY CHECKS ARE PERFECT, YOU DON'T HAVE TO GO ON THE TRACKS, IT'S ALL DONE FROM THE GROUND”**



**7.**

**Neil John Mckeown** Road and Highway Operator, Ireland

**“THE ACCESS TO THE MACHINE IS REALLY VERY EASY THANKS TO THOSE STAIRS, IT IS SAFE AND REALLY WELL DONE”**



**8.**

**Ignace Hoareau** Construction Equipment Operator, France

**“THE VISIBILITY IS SECOND TO NONE... YOU ALWAYS EXPECT TO HAVE SOME SORT OF BLIND SPOT, I SEE NONE OF THAT, IT'S JUST 100% CLEAR”**



**9.**

**Rob Winmill** Equipment Owner & Dealer, USA

# THE BENCHMARK FOR ACCESS

Why should operators risk accidents every time they get in and out of the cab?

Climbing onto the tracks is a compromise and with the TD-16N we don't compromise.

Our rear access system significantly reduces the risk for the operators when getting in and out of the cab. It's integrated design and tough construction add safety without compromising the robustness and performance of the machine.



**SAFER BY DESIGN**



**INNOVATIVE REAR ACCESS**



**BUILT TO ENDURE THE TOUGHEST CONDITIONS**

**“THE ACCESS TO THIS MACHINE IS FAR SUPERIOR TO OTHER MACHINES”**

**Rob Winmill**

Equipment Owner and Dealer, USA









**TAKE A LOOK FOR  
YOURSELF IN OUR 360  
DEGREE VIEW CAM**





# THE BENCHMARK FOR VISIBILITY

Visibility is absolutely key to operator safety and productivity - the more you see the more you can do in safety.

With the TD-16N we've created the benchmark for visibility. Our revolutionary 4-post mid-mounted cab has allowed us to create a panoramic view of the jobsite with an unparalleled view of the blade, the ripper and the tracks. Step into the cab, take your seat and you will see the difference - nothing comes close to the TD-16N.

**THE BENCHMARK FOR VISIBILITY  
(SEE IT FOR YOURSELF)**



**RED DOT DESIGN  
AWARD WINNING**



**UNRIVALLED VIEWS OF THE  
BLADE, RIPPER AND JOBSITE**



**“THE VISIBILITY IN THIS MACHINE IS  
GENIUS, SIMPLY NO LIMITATIONS.”**

**Lukasz Pokora**

Coal Mining Dozer Operator, Poland



# THE BENCHMARK FOR PRODUCTIVITY

With three selectable drive modes (eco/normal/power) plus three tunable attachment modes, operators can match the machine to their own requirements. These unique settings can be stored in the machine's memory, giving different operators the freedom to work their own way.



**ULTRA LOW-NOISE CAB**



**AIR SUSPENSION SEAT AND ERGONOMIC CONTROLS**



**LARGE HIGH RESOLUTION TOUGH SCREEN DISPLAY**



**THREE SELECTABLE DRIVE AND ATTACHMENT MODES**


**“IT’S THE PERFECT WORKING ENVIRONMENT, QUIET, COMFORTABLE WITH ERGONOMIC CONTROLS.”**

**Rob Winmill**

Equipment Owner and Dealer, USA









# THE BENCHMARK FOR POWER AND PERFORMANCE

The TD-16N is powered by a highly efficient hydrostatic drivetrain. At its heart beats a fuel efficient Cummins Stage V engine delivering 192 hp and 881 Nm torque, resulting in a 305 kN drawbar pull. This perfectly engineered power to weight ratio delivers awesome pushing power with surprisingly low noise and vibrations. The TD-16N's hydrostatic drivetrain delivers a perfect dozing experience for the operator, with spot turning, slope control, pushing, ripping and grading, all performed with maximum control and minimum effort.

**HYDROSTATIC  
DRIVETRAIN**



**PERFECT POWER  
TO WEIGHT RATIO**



**STAGE V  
CUMMINS ENGINE**



**“THE HYDROSTATIC DRIVE IMPROVES  
NOISE REDUCTION, USER EXPERIENCE,  
SPACE AND ACCESS.”**

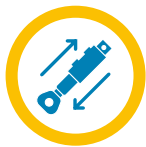
**Ryan Holbrook**

Dozer Operator and Engineer, UK



# THE BENCHMARK FOR CONTROL AND CONNECTIVITY

When it comes to sensitive control, the TD-16N puts the power in your hands. Unrivalled blade and ripper performance is delivered by Rexroth's world-class electro-hydraulic valve control through to the highly engineered 6-way blade and 3-shank ripper. Compatible with world leading machine control connectivity solutions from Leica, Topcon and Trimble, the TD-16N delivers fewer passes, higher fuel economy, lower fatigue and greater job satisfaction for the operator. Job done!



**WORLD-CLASS REXROTH HYDRAULICS**



**6-WAY BLADE ELECTRO-HYDRAULIC CONTROLS**



**LEICA, TRIMBLE AND TOPCON READY**

**“SENSITIVE AND RESPONSIVE CONTROLS MAKE IT EASY TO DO A GREAT JOB, EVERY PASS.”**

**Neil John Mckeown**

Road and Highway Dozer Operator, Ireland







# THE BENCHMARK FOR MAINTENANCE

Operators tell us, and accident statistics prove the dangers posed by climbing onto the tracks. We created a better, safer, access and maintenance experience for the operator. The TD-16N is the first compact dozer that allows you to refuel and conduct daily checks with your feet, firmly on the ground.

Engine and hydraulic oil checks, coolant checks and grease point checks can all be done quickly easily and safely. No danger, no compromise, just a better experience for the operator.



**SAFER BY DESIGN**



**NO NEED TO CLIMB ON THE TRACKS**



**GROUND ACCESS FOR ALL MAJOR SERVICE AND FUELLING POINTS**

**“DAILY CHECKS ARE PERFECT, YOU DON'T HAVE TO GO ON THE TRACKS, IT'S ALL DONE FROM THE GROUND”**

**Neil John Mckeown**

Road and Highway Dozer Operator, Ireland










# THE BENCHMARK FOR ENDURANCE

Endurance is the heart of Dressta. Our machines are designed and built to last. The TD-16N takes endurance to a new level. Every weld and every component is rigorously tested to the limit and beyond.

It's new, tough frame and versatile undercarriage has been designed and engineered to absorb shattering impacts with ease. The hydraulics are armed with even greater protection from impact. The blade and 3-shank ripper has been strengthened to withstand the incredible forces and impacts of the toughest terrain. The engine is protected from dust and by a hydraulically driven, variable speed fan. A dozer is only as strong as its weakest point – and at Dressta – we don't do weakness.

**NEW, VERSATILE UNDERCARRIAGE**



**TOUGH NEW FRAME BUILT TO ABSORB HIGH IMPACT SHOCK**



**FULLY PROTECTED HYDRAULICS**



**ENGINE PROTECTED BY HYDRAULICALLY DRIVEN, VARIABLE SPEED FAN**



**STRONGER 3 SHANK RIPPER AND BLADE**



**“DRESSTA HAVE MACHINES THAT HAVE BEEN OPERATING FOR OVER 30 YEARS IN INCREDIBLY TOUGH CONDITIONS – ENDURANCE ISN'T MEASURED IN WORKING HOURS, IT IS MEASURED IN DECADES.”**

*Arjun, Dozer Operator*



# SPECIFICATIONS

## ENGINE

Make and model	Cummins B6.7
Emissions Standard	EPA Tier 4 final / EU Stage V
Displacement	6.7 l (408 in <sup>3</sup> )
Bore and stroke	107 x 124 (4.21 in x 4.88 in)
Gross Horsepower, SAE J1995	145 kW (195 hp)
Net Horsepower, SAE J1349/ ISO 9249	143 kW (192 hp)
Rated rpm	2200
Max. Torque	881 Nm (650 lb-ft) @ 1300 rpm
Air Cleaner	2-stage, dry type, with dash mounted electronic service indicator
Cold-Starting Aid	intake- mounted air -inlet grid hater
Slope Operation, Max. angle	45 deg

## HYDRAULICS

Type	Closed-center load sensing hydraulic system with variable-displacement piston pumps
Pump displacement	113 l/min (29.8 gpm)
System relief pressure	25 MPa (3625 psi)
Control	single joystick lever
<b>Cylinders, bore and stroke</b>	
lift	Φ115 x 395 mm (4.53" x 15.6")
tilt	Φ130 x 146 mm (5.1" x 5.75")
pitch	Φ100 x 96 mm (3.9" x 2.7")
angle	Φ110 x 522 mm (4.33" x 20.55")

## POWERTRAIN

Transmission	Automatic, dual-path, hydrostatic drive
Steering	Single-lever steering, speed, direction control, and counter-rotation
Final drives	Double-reduction final drives mounted directly to the track frames
System relief pressure	42.5 MPa (6164 psi)
Total ratio	54.7 to 1
Travel speeds	10.5 km/h (6.5 mph)
<b>Drawbar Pull</b>	
Maximum	305 kN (68 567 lb)
<b>Brakes</b>	
Service	Hydrostatic (dynamic) braking stops the machine whenever direction-control lever is moved to neutral or the decelerator/brake is depressed to the detent
Parking	Exclusive spring-applied, hydraulically released park brake feature engages wet, multiple-disc brakes automatically whenever the engine stops, the operator depresses the decelerator pedal to the brake position, the unit is in neutral for 3 seconds (with no detected motion), or the park-lock lever is in the park position; machine cannot be driven with brake applied, minimizing wear-out or need for adjustment

## COOLING

Type	Blower-type variable-speed reversible fan, hydraulically driven with perforated engine side sheets and heavy duty louvered rear grill
Engine Cooling Rating	-37 deg C (-34 deg F)

## SERVICEABILITY

<b>Refill Capacities</b>	
Fuel Tank	375 l (99 US gal)
Cooling System	64 l (16.8 US gal)
Engine Oil	18.5 l (4.9 US gal)
Final drive, each side	6 l (1.6 US gal)
Hydraulic Reservoir	210 l (55.3 US gal)
AdBlue (DEF)	30 l (7.9 US gal)

## OPERATOR STATION

ROPS	ROPS (ISO 3471 - 2008)
FOPS	FOPS (ISO 3449 - 2005)

## UNDERCARRIAGE

### TD-16N LGP

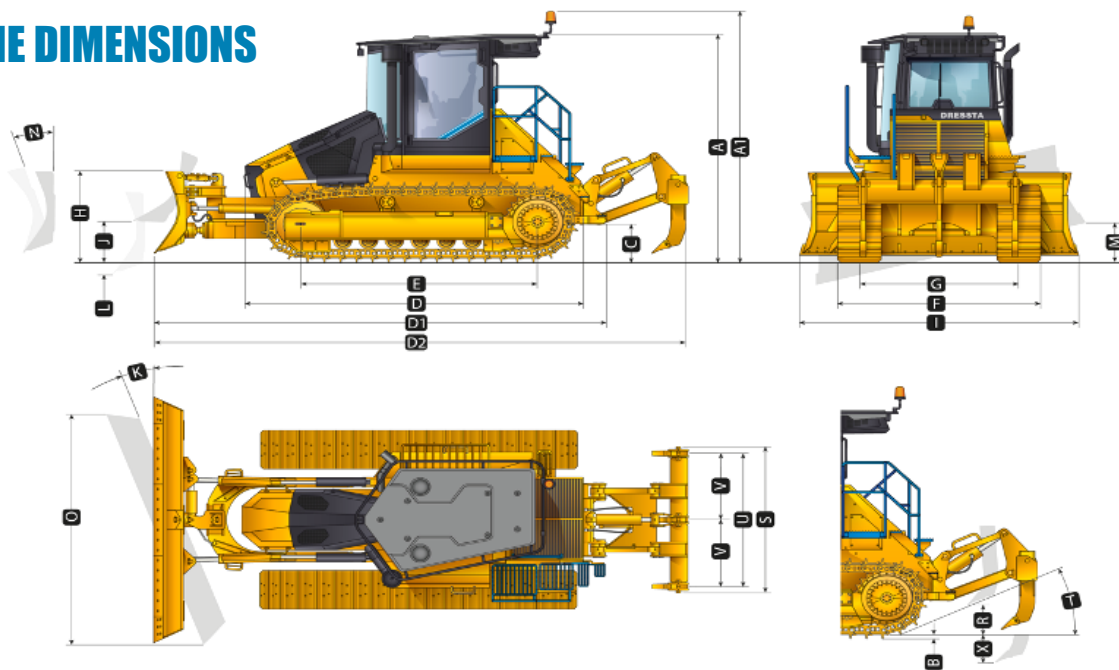
### TD-16N LT

Suspension	Oscillation-type with pinned equalizer bar and forward mounted pivot shafts	
Tracks	Large deep-heat-treated, sealed, and lubricated track links and through-hardened, sealed, and lubricated rollers for maximum wear resistance	
Track Gauge	2100 mm (126 in)	2100 mm (126 in)
Track Shoe Width	762 mm (30 in)	560 mm (22 in)
Chain	Sealed and lubricated	Sealed and lubricated
Shoes, Each Side	44	44
Track Rollers, Each Side	7	7
Top Idlers, Each side	2	2
Track Length on Ground	3140 mm (124 in)	3140 mm (124 in)
Ground Contact Area	47 850 cm <sup>2</sup> (7420 in <sup>2</sup> )	35 170 cm <sup>2</sup> (5451 in <sup>2</sup> )
Ground Pressure	36.6 kPa (5.1 psi)	49 kPa (7.1 psi)
Track Pitch	203.2 mm (8 in)	203.2 mm (8 in)
Sprocket sements, each side	9	9

## ELECTRICAL

Voltage	24 V
Number of Batteries	2
Battery Capacity	960 CCA
Alternator Rating	120 A
Lights	8 total; cab mounted (4 front, 2 sides, 2 rear)

# MACHINE DIMENSIONS



MACHINE DIMENSIONS	TD-16N LGP	TD-16N IT
<b>Blade Type</b>	<b>6-way (VPAT)</b>	<b>6-way (VPAT)</b>
A Overall height - Cab	3390 mm (11 ft 1 in)	3390 mm (11 ft 1 in)
A1 Overall height - Beacon	3658 mm (12 ft )	3658 mm (12 ft )
B Grouser height	60 mm (2.36 in)	60 mm (2.36 in)
C Ground Clearance (with Grouser)	468 mm (18.42 in)	468 mm (18.42 in)
D Overall Length, base machine	4520 mm (14 ft 1 in)	4520 mm (14 ft 1 in)
D1 Length with Blade and draw-bar	5690 mm (18 ft 8 in)	5690 mm (18 ft 8 in)
D2 Length with Blade and 3-shank Ripper	7165 mm (23 ft 1 in)	7165 mm (23 ft 1 in)
E Track Length on Ground	3140 mm (10 ft 4 in)	3140 mm (10 ft 4 in)
F Width Over Track	2860 mm (9 ft 5 in)	2660 mm (8 ft 9 in)
G Track Gauge	2100 mm (6 ft 11 in)	2100 mm (6 ft 11 in)

RIPPER	
Type	Parallelogram ripper
<b>Multi-shank (3-shank)</b>	
R Maximum Clearance Under Tip (raised)	595 mm (23 in)
S Overall Beam Width	2130 mm (7 ft)
T Slope Angle (full raise)	25 deg
U Ripping Width	2000 mm (6 ft 7 in)
V Spacing Center to Center	1000 mm (3 ft 3 in)
X Maximum Penetration	680 mm (28 in)
Penetration Force	75 kN (16 860 lb)
Pryout Force	312 kN (70140 lb)
Shank positions (vertical)	2
Weight of Ripper incl. shank(s)	1640 kg (3615 lb)
Weight of Shank	103 kg (227 lb)

BLADE SPECS	TD-16N LGP	TD-16N IT
<b>Blade Type</b>	<b>6-way (VPAT)</b>	<b>6-way (VPAT)</b>
Capacity (per SAE J1265)	4.4 m <sup>3</sup> (5.8 cu yd)	4.0 m <sup>3</sup> (5.2 cu yd)
H Blade Height	1442 mm (47.3 in)	1442 mm (47.3 in)
I Blade Width / Folded Blade Width	3980 mm (157 in) / 2893 mm (113.9 in)	3676 mm (145 in) / 2893 mm (113.9 in)
J Blade Lift Height	1100 mm (43.3 in)	1100 mm (43.3 in)
K Blade Angle	25 deg	25 deg
L Blade Digging Depth	600 mm (23.6 in)	600 mm (23.6 in)
M Maximum Tilt	504 mm (19.8 in)	465 mm (18,3 in)
N Maximum Blade Pitch Adjustment	7 deg	7 deg
O Overall Width with Blade Angled	3610 (21 ft 8 in)	3610 (21 ft 8 in)

\*One to be selected both not selectable together  
 \*\* One to be selected not selectable together

OPERATING WEIGHTS	TD-16N LGP	TD-16N IT
Base Weight (with 6-WAY (VPAT) blade, draw-bar (without counterweight), standard equipment, Cab ROPS/FOPS, full fuel tank, and 75 kg [165 lb] operator)	19,010 kg (41 910 lb)	18,560 kg (40 918 lb)
<b>Optional Equipment</b>		
<b>Blade</b>		
6-WAY (VPAT) non folding blade	+ 2221 kg (4896 lb)	+ 2145 kg (4729 lb)
6-WAY (VPAT) folding blade	- 2484 kg (5476 lb)	- 2408 kg (5309 lb)
<b>Ripper Multi-shank (3-shank)*</b>	+ 1660 kg (3660 lb)	
<b>Winch*</b>	+1276 kg (2813 lb)	
<b>STD Counter Weight with drawbar*</b>	+895 kg (1973 lb)	
<b>HD Counter Weight with drawbar*</b>	+1975 kg (4354 lb)	
<b>Forestry Kit (Sweeps + Rear Guard)**</b>	+360 kg (794 lb)	
<b>Cab Screens (All round cab Glass guards)**</b>	+132 kg (291 lb)	
<b>Track shoes</b>		
560 mm (22 in)	N/A	0
610 mm (24 in)	N/A	+159 kg (350 lb)
660 mm (26 in)	-318 kg (700 lb)	N/A
711 mm (28 in)	-159 kg (350 lb)	N/A
762 mm (30 in)	0	N/A


## OPTIONAL EQUIPMENT

Attachments (Front and Rear)	Climate Pack
6 way VAT Blade LT (NON FOLDING) 4.0 m <sup>3</sup> (5.2 cu yd)	Hot Climate Package
6 way VAT Blade LT (FOLDING) 4.0 m <sup>3</sup> (5.2 cu yd)	Cold Climate Package
6 way VAT Blade LGP (NON FOLDING) 4.4 m <sup>3</sup> (5.8 cu yd)	Application Pack
6 way VAT Blade LGP (FOLDING) 4.4 m <sup>3</sup> (5.8 cu yd)	Forestry Kit (Sweeps + Rear Guard)
Ripper - Multi-shank (3-shank)	Cab Screen Kit (All round cab Glass guards)
Rear Winch	Machine Control
Heavy Duty Counter Weight with Drawbar (without ripper only)	Trimble - Ready (Brackets + Harnesses + Plugs)
Standard Counter Weight with Drawbar (without ripper only)	Trimble - Full (Complete 3D System - Earthworks)
Auto Greasing Systems	Leica - Ready (Brackets + Harnesses + Plugs)
Groeneveld - Central Lubrication	Leica - Full (Complete 3D system)
SKF - Central Lubrication	Topcon - Ready (Brackets + Harnesses + Plugs)
	Topcon - Full (Complete 3D system)



**LiuGong Dressta Machinery Sp. z o.o.**  
**Centralnego Okręgu Przemysłowego 15**  
**37-450 Stalowa Wola**

**info@dressta.com**  
**www.dressta.com**



**Like and Follow us:**



**DR-PB-TD-16N-StageV\_24-24102024-ENG**

The LiuGong series of logos herein, including but not limited to word marks, device marks, letter of alphabet marks and combination marks, as the registered trademarks of Guangxi LiuGong Group Co., Ltd. are used by Guangxi LiuGong Machinery Co., Ltd. with legal permission, and shall not be used without permission. Specifications and designs are subject to change without notice. Illustrations and pictures may include optional equipment and may not include all standard equipment. Equipment and options varies by regional availability.