

 **DRESSTA**

TD-15M

CRAWLER DOZER

ENGINE:	Cummins QSL9.3 Tier 3	Cummins B 6.7 Stage V
POWER:	154 kW (206 HP) @ 2000 RPM	168 kW (225 HP) @ 2200 RPM
OPERATING WEIGHT:	18.9 t - 23.0 t	19.0 t - 23.0 t
BLADE CAPACITY:	4.5 - 5.6 m ³	4.5 - 5.6 m ³



THE OPERATOR'S EXPERIENCE IS CENTRAL TO OUR DESIGN APPROACH

When we design a machine, we start with the operator and design everything around them. When the operator can see more, they can do more in safety. That's why Dressta machines are the benchmark for visibility of the blade, ripper, tracks, and jobsite.

We use our engineering capability to deliver the maximum pushing power with machines that just keep on working. In our tough applications endurance is the key and we have machines that are still working and earning with 30 years' tough service in the field. That's Dressta design and endurance in action.



AWESOME POWER, SUPERIOR VISIBILITY AND ENDURANCE ARE ACHIEVED NOT BY ACCIDENT BUT BY DESIGN.

Howie, Site Manager



reddot winner

The New TD-15M shares our Red Dot Award Winning design DNA.



DESIGN



POWER



VISIBILITY



ENDURANCE

BUILT WITH THE BEST OPERATORS IN MIND

PANORAMIC VISIBILITY

33% more glass surface area, a tapered engine hood presenting clear sightlines to the blade corners, an optional rear-view camera, and additional blade lighting, you've got the job site covered from every angle.

1.

AWESOME ATTACHMENTS

Semi-U, Straight and 6-way with optional foldable version; whatever blade you need, we've got it. When it comes to rippers, no-one gives you greater choice.

2.

- 6-way 5.2 m3
- 6-way - folding 5.2 m3
- Semi-U 5.6 m3
- Straight 4.5 m3

SERIOUS PUSHING POWER

With 225 HP and 1044 Nm torque @ 1500 RPM, fuel efficient Cummins engine delivers an 308/417 kN drawbar pull.

3.

ULTRA QUIET CAB

With a low noise, low vibration, ultra-quiet cab, we've created the perfect working environment.

4.

UNDERCARRIAGE FLEXIBILITY

Interchangeable track shoes are available in 6 different sizes ranging from 510 mm (20 in) to 1100 mm (43 in). In addition, we offer self-cleaning tracks for landfill applications.

5.

PERFECT POWER TURNS

2-speed steering drive maximises productivity by delivering 100% of the engine's power to both tracks, allowing you to push a full load through turns with near perfect load retention.

6.

HIGHER UPTIME LOWER COST

Modular component layout with safe, easy access to maintenance points. Lifetime lubricated rollers, heavy duty chains and idlers for extended track life all combine to reduce maintenance costs.

7.



ULTIMATE IN BLADE CONTROL

Super-efficient load sensing system improves blade control. Electro-hydraulically controlled proportional joysticks deliver a new level of blade control and accuracy.

SELECT AND GO

Choose from three selectable drive and attachment modes.



**THAT'S THE PREVIEW –
LET'S POWER ON INTO THE DETAIL.**

SUPERIOR POWER AND PERFORMANCE

With dozing power as a core value, TD-15M is built to cut dirt.

At its heart beats a fuel efficient, turbocharged Cummins Stage V engine delivering 168 kw (225 HP) and 1044 Nm torque @ 1500 RPM, resulting in a 308/417 kN drawbar pull. This perfectly engineered power to weight ratio delivers awesome pushing power with surprisingly low noise and vibrations.

In addition, our new, variable hydraulic system reduces fuel consumption by 5%



**STAGE V CUMMINS ENGINE 5%
REDUCTION IN FUEL CONSUMPTION**



**PERFECT POWER
TO WEIGHT RATIO**



**LOW NOISE AND
VIBRATIONS**

**“AWESOME POWER - ON DEMAND –
IT’S JUST WHAT YOU WANT!”**

Jack, Dozer Operator







HIGHER PRODUCTIVITY MADE EASY

With a choice of two pre-set modes, we make it easy to save fuel and keep fresh and focused by reducing repetitive gear changing.

Mode 1 is perfect for achieving faster cycle times in tough dozing conditions utilizing first gear forward motion and second gear reverse.

Mode 2 is ideal for lighter work utilizing second gear in both directions. Simply choose the mode to match your task and let the machine do the rest

**ULTRA LOW-
NOISE CAB**



**SELECTABLE DRIVE &
ATTACHMENT MODES**



**LARGE HIGH-RES
TOUGH-SCREEN DISPLAY**



**AIR SUSPENSION SEAT &
ERGONOMIC CONTROLS**



**“IF IT MAKES MY LIFE EASIER –
I’M A FAN!”**

Thomas, Key Account Manager



SUPERIOR VISIBILITY FROM EVERY ANGLE

Visibility is one of our core values and is key to operator safety and productivity - the more you see the more you can do in safety.

With 33% more glass surface area, a tapered engine hood presenting clear sightlines to the blade corners, a rear-view camera, and additional ripper lighting, it's easy to see how the TD-15M offers the very best all-round visibility.

But there's more: we've lowered the side window position to improve visibility of tracks and the working area too. No matter which way you look, when it comes to improved visibility, you've got the jobsite covered from every angle.



33% MORE GLASS



LIGHTING & REAR-VIEW CAMERA




CLEAR VIEW OF THE BLADE, RIPPER & JOBSITE

**“YOU CAN STILL FEEL THE BLADE ACTION
– BUT NOW YOU CAN SEE IT TOO”**

Nick, Product Manager









THE BENCHMARK FOR CONTROL AND CONNECTIVITY

When it comes to sensitive control, the TD-15M puts the power in your hands. Unrivalled blade and ripper performance is delivered by Rexroth's world-class electro-hydraulic valve control, Intelligent blade speed mode (Slow, Neutral, Fast) and highly engineered, 6-way blade and 3-shank ripper.

Compatible with world leading machine control connectivity solutions from Leica, Topcon, and Trimble, the TD-15M delivers fewer passes, higher fuel economy, lower fatigue and greater job satisfaction for the operator. Job done!

**INTELLIGENT
BLADE SPEED MODE**



**WORLD-CLASS
REXROTH HYDRAULICS**



**LEICA, TRIMBLE,
AND TOPCON READY**



**6-WAY BLADE ELECTRO-
HYDRAULIC CONTROLS**



**“THIS PROVES THAT TOUGH
MACHINES CAN BE INTELLIGENT TOO”**

Peter, Technical Trainer



AT YOUR SERVICE 24/7

With the TD-15M we've made daily checks and maintenance easy. Engine and hydraulic oil checks, coolant checks and grease point checks can all be done quickly and safely keeping you working and earning.

Our machines are backed up by one of the most comprehensive warranties in the industry, with the option of an extended warranty for the ultimate peace-of-mind.

Our skilled and experienced dealer network is supported by a global parts network, with seven regional distribution centres and advanced logistics system. This service team, is there for you 24/7 with advice, technical support and genuine parts where you need them and when you need them.



FAST & SIMPLE MAINTENANCE



PROACTIVE DEALER NETWORK



FAST AND EASY PARTS SUPPLY



COMPREHENSIVE WARRANTY

“WHEREVER YOU ARE, WHATEVER YOU ARE DOING, DRESSTA ARE COMMITTED TO CREATING THE BEST SUPPORT EXPERIENCE. THAT'S THE DRESSTA PROMISE”

Elijah, National Sales









THE HEART OF ENDURANCE


Endurance is the heart of Dressta. Our machines are designed and built to last. The TD-15M takes endurance to a new level. Every weld and every component are rigorously tested to the limit and beyond.

Its tough frame and versatile undercarriage have been designed and engineered to absorb shattering impacts with ease. The hydraulics are armed with even greater protection from impact and debris. The blade and ripper has been strengthened to withstand the incredible forces and impacts of the toughest terrain. The engine is protected from dust and debris by a hydraulically driven, variable speed fan. A dozer is only as strong as its weakest point – and at Dressta – we don't do weakness.

**TOUGH FRAME
BUILT TO ABSORB
HIGH IMPACT SHOCK**



**TOUGH, VERSATILE
UNDERCARRIAGE**



**FULLY PROTECTED
HYDRAULICS**



**ENGINE PROTECTED BY
HYDRAULICALLY DRIVEN,
VARIABLE SPEED FAN**



**STRONGER RIPPER
AND BLADE**



“DRESSTA HAVE MACHINES THAT HAVE BEEN OPERATING FOR OVER 30 YEARS IN INCREDIBLY TOUGH CONDITIONS – ENDURANCE ISN'T MEASURED IN WORKING HOURS, IT IS MEASURED IN DECADES.”

Monique, Project Manager



SPECIFICATIONS

MODEL		NEW TD-15M		
ENGINE TIER		Tier 3		EPA Tier 4f/EU Stage V
TYPE	STD	LGP	STD	LGP
ENGINE				
Gross Horsepower [kW (HP)@RPM]	154 (206)@2000	154 (206)@2000	168 (225)@2200	168 (225)@2200
Net FW Horsepower [kW (HP)@RPM]	142 (190)@2000	142 (190)@2000	154 (206)@2200	154 (206)@2200
Make & Model	Cummins QSL9.3	Cummins QSL9.3	Cummins B6.7	Cummins B6.7
Displacement (L)	9.3	9.3	6.7	6.7
Number Of Cylinders	6	6	6	6
Max Torque (Nm @ RPM)	1000@1300	1000@1300	1044@1500	1044@1500
Aspiration	Turbocharged & CAC	Turbocharged & CAC	Turbocharged & CAC	Turbocharged & CAC
POWERTRAIN				
Torque Converter	Single stage / phase 380 mm	Single stage / phase 380 mm	Single stage / phase 380 mm	Single stage / phase 380 mm
Transmission Type	Countershaft, power shift	Countershaft, power shift	Countershaft, power shift	Countershaft, power shift
Numbers of Gear	3 F and 3 R with 2-speed (High and Low Range)	3 F and 3 R with 2-speed (High and Low Range)	3 F and 3 R with 2-speed (High and Low Range)	3 F and 3 R with 2-speed (High and Low Range)
Gears (max speed) (km/h)	Forward : High - 3.7/6.8/11.0 Low - 2.7/5.0/8.7 Reverse : High - 4.4/8.1/13.1 Low - 3.3/6.6/9.7	Forward : High - 3.7/6.8/11.0 Low - 2.7/5.0/8.7 Reverse : High - 4.4/8.1/13.1 Low - 3.3/6.6/9.7	Forward : High - 3.7/6.8/11.0 Low - 2.7/5.0/8.7 Reverse : High - 4.4/8.1/13.1 Low - 3.3/6.6/9.7	Forward : High - 3.7/6.8/11.0 Low - 2.7/5.0/8.7 Reverse : High - 4.4/8.1/13.1 Low - 3.3/6.6/9.7
Drawbar Pull at Stall (kN)	300/406	300/406	308/417	308/417
Steering	2-Speed Steering	2-Speed Steering	2-Speed Steering	2-Speed Steering
Clutch-brake type	Clutch-brake type	Clutch-brake type	Clutch-brake type	Clutch-brake type
Control	Joystick	Joystick	Joystick	Joystick
Brakes	Multi-Disc, Wet	Multi-Disc, Wet	Multi-Disc, Wet	Multi-Disc, Wet
Final Drives	Double Reduction	Double Reduction	Double Reduction	Double Reduction
UNDERCARRIAGE				
Suspension	Oscilation - type	Oscilation - type	Oscilation - type	Oscilation - type
Track Shoes (mm)	510/560/610/660	660/950/1100	510/560/610/660	660/950/1100
Track Shoes (inch)	20/22/24/26	26/37/43	20/22/24/26	26/37/43
Number of Track Shoes (per side)	42	44	42	44
Track on Ground (mm)	2940	3140	2940	3140
Track Rollers (per side)	7	7	7	7
Ground Clearance (mm)	420	420	420	420
Track Gauge (mm)	1880	2300	1880	2300
Track Pitch (mm(inch))	203	203	203	203
Ground Pressure (kPa)	65	28	65	28
FLUID REFILL CAPACITIES				
Fuel Tank (L)	420	420	352	352
Engine OIL (L)	24	24	24	24
Cooling System (L)	45	45	45	45
Hydraulic tank (L)	100	100	100	100
Transmission system (L)	110	110	110	110
Final drive, each side (L)	40	45	40	45
OVERALL DIMENSIONS				
Height - Cab (mm)	3312	3312	3312	3312
Lenght, base machine (mm)	4270	4270	4270	4270
Lenght, w/ blade STD (mm)	5370	5535	5370	5535
Lenght, w/ blade and ripper (mm)	6429		6429	
Width over tracks (mm)	2390 (510mm track)	3250 (950mm track)	2390 (510mm track)	3250 (950mm track)
Width over trunnions (mm)	2866	3704	2866	3704

ENGINE TIER		Tier 3		EPA Tier 4f/EU Stage V	
TYPE		STD	LGP	STD	LGP
BLADE SELECTION DIMENSIONS					
Semi-U					
Width x Height	3420x1420		3420x1420		
Blade Capacity (SAE)	5.6		5.6		
Blade lift height	1100		1100		
Blade digging depth	510		510		
Maximum tilt	470		470		
Maximum pitch adjustment					
Weight	2128		2128		
6-Way					
Width x Height			3980x1390		3980x1390
Blade Capacity (SAE)			5.2		5.2
Blade lift height			1280		1280
Blade digging depth			692		692
Maximum tilt			466		466
Maximum pitch adjustment			8		8
Weight			2715		2715
Straight					
Width x Height	3420 x 1130	4277 x 1055		3420 x 1130	4277 x 1055
Blade Capacity (SAE)	4.5	4.5		4.5	4.5
Blade lift height	1100	1100		1100	1100
Blade digging depth	510	510		510	510
Maximum tilt	445 (L) / 470 (R)	445 (L) / 470 (R)		445 (L) / 470 (R)	445 (L) / 470 (R)
Maximum pitch adjustment	10	13		10	13
Weight	1847	1991		1847	1991


RIPPER SELECTION DIMENSIONS				
Type	Parallelogram ripper	Parallelogram ripper	Parallelogram ripper	Parallelogram ripper
Multi-shank (3-shank)				
Maximum Penetration	572	572	572	572
Penetration Force	94,4	94,4	94,4	94,4
Pryout Force	229,7	229,7	229,7	229,7
Ripping Width	2080	2080	2080	2080
Weight	1780	1780	1780	1780
Maximum Clearance	530	530	530	530

ENGINE TIER		Tier 3		EPA Tier 4f/ EU Stage V	
TYPE		STD	LGP	STD	LGP
OPERATING WEIGHT					
Operating Weight: Includes Straight blade , lubricants, coolant, full fuel tank, standard track, ROPS/FOPS cab is standard , drawbar and operator		18899 (560mm track shoes)	20350 (950mm track shoes)	18999 (560mm track shoes)	20450 (950mm track shoes)
Operating Weight: Includes Semi-U blade , lubricants, coolant, full fuel tank, standard track, ROPS/FOPS cab , drawbar and operator		19180 (560mm track shoes)		19280 (560mm track shoes)	
Operating Weight: Includes blade , lubricants, coolant, full fuel tank, standard track, ROPS/FOPS cab , drawbar and operator +3 shank ripper		20960 (560mm track shoes)		21060 (560mm track shoes)	
Operating Weight: Includes 6-way blade , lubricants, coolant, full fuel tank, 660mm track, ROPS/FOPS cab , drawbar and operator			21218		21318
Operating Weight: Includes 6-way blade , lubricants, coolant, full fuel tank, 660mm track, ROPS/FOPS cab , drawbar and operator +3 shank ripper			22998		23098



**LiuGong Dressta Machinery Sp. z o.o.
Centralnego Okręgu Przemysłowego 15
37-450 Stalowa Wola**

**info@dressta.com
www.dressta.com**



Like and Follow us:



DR-PB-TD15M-T3-StageV-20-23012025-ENG

The Dressta series of logos herein, including but not limited to word marks, device marks, letter of alphabet marks and combination marks, as the registered trademarks of LiuGong Dressta Machinery Sp. z o.o. are used by LiuGong Dressta Machinery Sp. z o.o. with legal permission, and shall not be used without permission. Specifications and designs are subject to change without notice. Illustrations and pictures may include optional equipment and may not include all standard equipment.

Equipment and options varies by regional availability.